

**Tuesday**

August 19-25



86 °F 66 °F



Daily Bulletin

# Welcome to the Gateway to the West Regional!

## Tonight Is Once in a Blue Moon!

When the moon rises Tuesday night, it brings us the August full moon and in addition, it will also technically be a "Blue Moon." The current "two full moon in one month" rule has superseded the rule that would allow us to call Tuesday's full moon "blue."



**THE BACKSTOPPERS INC.**  
*the police officers & firefighters fund*

## 1<sup>st</sup> of Two Charity Events: Wednesday Swiss Team @ 7 PM

Unit 143 again has selected BackStoppers to receive the funds we raise during the Wednesday Evening single-session Swiss Team Game held at 7 PM. The second charity event will be the *new* single-session Open Pairs event at 9 AM Saturday.

We are supporting BackStoppers to express our appreciation in a tangible way for a life given on behalf of others. They provide needed support and financial assistance to the spouses and children of all local and county police officers, firefighters, publicly-funded paramedics and EMTs and volunteer fire protection units, who have lost their lives performing their duty.



## New Life Masters...

Find Mary or Helene to get your photo taken; then let us know the details when you go over - and where you're from! We'll publish new LMs right here every day.

## Remember to Register

**Convention Card Holder**

Let us know you're here! When you register, you may ask for your convention card holder, this year's *registration gift*.



## Late Night Hospitality

St. Louis offers serious hospitality for all. Join us for snacks after the evening session. Tonight is Healthy Night: Chat & Snack on International cheese platters, fruit platters, assorted breads and rolls with spreads, oils, grated Parmesan cheese, and flavored butters.



## SET YOUR ALARM...

...and join us for the 9 AM 2-Session Swiss Team events on 2 consecutive mornings: Wednesday/Thursday and Friday/Saturday mornings.



## Daily Grin

- Always remember that you're unique. Just like everyone else.
- Before you criticize someone, you should walk a mile in their shoes. That way, when you criticize them, you're a mile away and you have their shoes.
- Everyone seems normal until you get to know them.
- If at first you don't succeed, skydiving is probably not for you.
- Generally speaking, you aren't learning much when your lips are moving.
- Experience is something you don't get until just after you need it.
- Some days you're the bug; some days you're the windshield.

## Today's Events

<b>REGIONAL SIDE GAME SERIES 1 Pairs, continued</b>	<b>Single Sessions 2-4 of 4</b>	<b>9 AM, 1 PM, 7 PM</b>
<b>MONDAY-TUESDAY KO 1, continued</b>	<b>Sessions 2-4 of 4</b>	<b>9 AM, 1 PM, 7 PM</b>
<b>2-SESSION TUDSDAY STRATIFIED OPEN PAIRS</b>	<b>Sessions 1 &amp; 2</b>	<b>1 PM &amp; 7 PM</b>
<b>Intermediate/Newcomer Pairs</b>	<b>Single Sessions</b>	<b>1 PM, 7 PM</b>
<b>1-SESSION EVENING SWISS TEAM</b>	<b>Single Session</b>	<b>7 PM</b>

**Today's Speakers: For the Advancing Player**  
**Ed Schulte**  
**Tom Marsh**

**I/N Room**  
**"The Perfect Negative Double" 12:15 PM**  
**"Ruling the Game" 6:15 PM**

Stratified Events: 0-750/750-2000/2000+, I/N Pairs: Stratified 0-20/20-100/100-200, Strati-flighted Swiss: Flight A/X: 0-3000/3000+, Strat B/C/D: 0-300/300-750/750-2000. Barometer Pairs: Flight A Unlimited, All Stratifications by Average MP's in all events. Eligibility for flighted events based on highest MP player. Knockouts may be handicapped.

**Zero Tolerance is in place!**

# Tuesday's Puzzles



## Sudoku

Sudoku comes to us via Japan, where the name is short of *suji wa dokushin ni kagiru*, meaning "only single numbers allowed". Fill the grid with numbers so that every row, every column, and every 3x3 box contains the digits from 1 to 9, without repeating. This week's puzzles are from *Sudoku Volume 3, 100 Wordless Crossword Puzzles*, presented by Will Shortz. Shortz is *the New York Times* Crossword Editor.

### Sudoku 1 - Light and Easy

				7			1	5
	5	8	9		6			3
1	3	4	5					
	6	7		3	9			2
	2	5					6	
			8	2	3			
							3	6
4	9	3				2		

### Sudoku 2- Moderate

							5	2
				2			1	
	8				4			
								6
9					8	5		3
		6	5	3				1
	4	2						
	7	5						
3	6		1			7		5

## 52 FACTS OF BRIDGE LIFE

*Good Advice To Give Your Partner*

By Eddie Kantar

Surely a player of your bridge skills is familiar with most or all of the following tips you are about to read. *But is your partner?*

Tips 1-20 are bidding tips. Today we cover 1-10.

**1. When partner bids two suits and you have an equal number of cards in each suit, take partner back to the first suit even if it means increasing the level. Just do it!**

You hold: ♠ Axxx ♥ K10x ♦ Jxx ♣ xxx

Partner You

1♦ 1♠  
2♥ ?

Bid 3♦. Raising hearts (see next tip) or passing partner's reverse, a one-round force, puts you back in kindergarten.

**2. A direct raise of a second suit promises four card support (in blood).**

You hold: ♠ xx ♥ A10x ♦ A10x ♣ K10xxx

Partner You

1♠ 2♣  
2♥ ?

Rebid 2NT showing 11-12 high-card points. Don't even thinking of raising hearts with only three. opening bid to your right is 1♣.

# Today's Cash Concessions



**Where** Main playing area

**When** 11:30 AM to 1:00 PM, Concourse Ballroom

- ◆ Italian Hoagie Half with Condiments \$3
- ◆ Hamburgers with Condiments & Sliced Cheese \$4
- ◆ Individual Bags of Potato Chips & Pretzels \$1
- ◆ Whole Fresh Fruit, including Bananas \$1
- ◆ Assorted Cookies and Cookie Bars \$1
- ◆ Assorted Soft Drinks \$2.50
- ◆ Assorted Bottled Juices & Bottled Water 2.50
- ◆ Fresh Fruit Bowl \$3



**3. With two five-card suits: open with the higher ranking suit, respond in the higher ranking suit, and overcall in the higher ranking suit. Do not worry about which is the stronger suit.**

You hold: ♠ x ♥ J10xxx ♦ AKQxx ♣ Kx

Open 1♥, not 1♦. Respond 1♥ to an opening 1♣ bid and overcall 1♥ if the opening bid to your right is 1♣.

**4. When the bid to your right is strong, a jump by you is weak; when the bid to your right is weak, a jump by you is strong.**

If partner opens 1♣ and RHO doubles, a jump to 2♠ by you is weak. If RHO opens 2♥ (weak), a jump to 3♠ by you is strong.

**5. After you open 1♥ or 1♠ and partner responds 1NT denying support for your major, don't rebid your major unless you have a six-card suit.**

**6. When holding three four card suits and a singleton, open the bidding 1♦ unless your singleton is in diamonds! If it is, open 1♣. You should have at least 12 HCP to open the bidding with this distribution.**

You hold: ♠ AKxx ♥ KJxx ♦ J10xx ♣ x Open 1♦.

**7. A takeout double by a passed hand shows 9-11 HCP with shortness in the opener's suit. If the opponents have bid two suits, the double promises at least four-card support for both unbid suits.**

You hold: ♠ AJxx ♥ xx ♦ KJ10xx ♣ xx

South (you) West North East

Pass 1♣ Pass 1♥

Dbl.

You show both unbid suits with your double. A 2♦ overcall might lose a spade fit.

**8. A good idea when playing Blackwood is to count the king of the agreed suit as an ace! This is called 'Key Card Blackwood' or 'Five Ace Blackwood'. When using this convention do not contract for slam unless you have at least four of the five 'aces'.**

**9. When responding to a takeout double, jump the bidding in your long suit with 9-11 'revalued' points. An unbid five-card suit is worth 1 extra point and an unbid six-card suit is worth three extra points. Do not count points for jacks and queens in suits they have bid.**

You hold: ♠ AQ10x ♥ Kxx ♦ xx ♣ 10xxx

West North East South (you)

1♦ Dbl. Pass ?

Jump to 2♣. Do not bid 1♠ which shows 0-8 points. Also, your jump is not forcing.

**10. When responding to a takeout double with 12+ HCP, cuebid the opponent's suit to show a strong hand and then bid your suit(s) later. After you cuebid, any new suit bid by you is forcing.**

You hold: ♠ KQxx ♥ AJxx ♦ Qxx ♣ xx

West North East South (you)

1♣ Dbl. Pass ?

Bid 2♣ to show a big hand (12+HCP). You and partner then bid four-card suits up the line until you connect in a 4-4 major-suit fit. If partner bids 2♦, bid 2♥; if partner bids 2♠, raise to 4♠. The one who knows, goes.



## Reduced Entry Fee\$

Intermediate/Novice pair game fee is \$10/player/session. Student Discounts: Our Regional offers a 50% discount on each full session at each Regional event for full-time students ages 25 and under with ID proof. Be sure to inform the director when purchasing the entry.



## Awards Desk

There are First Overall trophies for ALL Intermediate/Novice event winners. We will give Section Top Awards for all Pairs event – a 24 oz. insulated clear acrylic (BPA free) cool cup with straw. Prizes will be awarded from results posted in the *Daily Bulletin*. (The only exception will be awards for the Sunday events; they must be picked up within one hour of the end of the event.) The awards table is located in the main hallway. It will be open 30' prior to the afternoon and evening sessions Tuesday evening through Saturday, and 60' prior to morning sessions Friday and Saturday. The prize table will close promptly 15' prior to the sessions in order to allow our volunteers to get to their games. You can help us greatly if you can tell us the *day, session, and type of event, the section letter and direction of your section top*. No prize can be awarded until the directors have officially certified the results, which includes the time period set for scoring corrections. No prizes will be mailed.

## Players with Non-ACBL Masterpoints

Players with non-ACBL Masterpoints must inform the director before entering any Flighted, Stratified, or Bracketed event. Failure to do so may result in disqualifications and loss of any MPs won.

## Hotel Information

We are less than 1 mile from the airport at the Renaissance St. Louis Hotel Airport  
9801 Natural Bridge Rd.  
St. Louis, MO, 63134  
Phone: 314-429-1100  
Fax: 314-429-3625  
Toll free: 888-340-2594



Special bridge rate and Marriott Rewards program credit. High-speed internet is available in all rooms at \$12.95/day with flat-screen TV with HBO, indoor and outdoor swimming pools, complimentary in-room coffee/tea, toll-free phone calls, shoeshine, gym and business center. An ATM is on site. Check in is 3 p.m., check out time is Noon.

## Lost and Found

Check with a Director at the head table in the main playing area or with the Front Desk as some items found may be turned in to Hotel Security.



## First Aid/Medical Service

For immediate care in case of an emergency, contact any director, or Unit Board Member, or Hotel employee and an EMT will be summoned.



## Restaurants

Come by the Partnership desk for information on area Restaurants.

## Ground Transportation

Contact front desk or doorman for hotel shuttle or taxis, or call 314-993-TAXI. The region's light rail, MetroLink, connects downtown to the airport; there is a convenient MetroLink stop at the airport. The hotel runs a complimentary shuttle bus to the airport.



## Bookseller

Britain Beasley will be located in the main hallways during the Regional.



## Turn Them OFF!

### Please and Thank You!!!

Except for health-related equipment or by permission of the Director-In-Charge of the tournament or event, cell phones, cell phones, audible pagers, or any similar communication equipment MAY NOT be operated or operable in the playing area during a session of play. If you are expecting an emergency call, you may leave your phone at the director's station.



## Smoking Policy


This is a NO SMOKING tournament and hotel. You may smoke outside the hotel entrances. Please use provided receptacles. Hospitality breaks will be provided.

## Special Request

As a courtesy to our fellow players with allergies, please refrain from wearing heavy colognes and fragrances. Thanks for your cooperation.



## Area Attractions



Visit the [www.unit143.org](http://www.unit143.org) Homepage for a link for your friends and family to do in St. Louis while you are playing bridge. The top attractions are, of course, the Gateway Arch, the Clydesdales & brewery tour, the MO Botanical Garden, and the 21 new East building galleries at the St. Louis Art Museum which opened June 29. Arch trams to the top every 10 minutes, 8:20 am to 9:10 pm. Brewery tours: Mon-Sat: 9 am - 5 pm - Sun: 11:30 am - 5 pm. The MO Botanical Garden hours are 9 am - 5 pm. Art Museum hours are Tu-Sun 10am - 5pm. Fri 10-9.



## Hotel Food & Beverages

Norah's Crafted Food & Spirits is an American-style restaurant, featuring a dinner buffet including soup & salad for \$14. Opens at 4:30 PM Tuesday through Saturday.

Lobby Bar brews *Starbuck's* coffee daily from 6:30 AM - Noon. Full bar available from 2:00 PM - 1:00 AM, food available at the bar.



## Recorder Forms

Recorder forms are available from the Head Director. Milt Zlatich is the District 8 Recorder. The aim of the recorder system is to establish a method of dealing with complaints that: 1) by themselves do not warrant the filing of formal charges; 2) are very serious but there is only the implication of wrongdoing without substantial evidence necessary to bring formal charges or 3) should be addressed by counseling and/or education.



## Daily Bulletins & Results

Bulletins will be available in the main hallway each morning. Bulletins and daily results can be found at [www.unit143.org](http://www.unit143.org). Results will be posted online late, late, late each night. Daily Bulletins will be uploaded each morning.

*Did you see a great play? Have an amusing anecdote? Know someone who passed a bridge milestone while at our Regional?* Contact *Daily Bulletin* editor and the tournament photographer in the playing area or leave a message in the In Basket if you have news for the Bulletin. We love to bring you your news and photos.

New Life Masters, give us your home town & the event that put you over. We also love to recognize birthdays, engagements, and anniversaries you are celebrating here with us this week.

# Information At-A-Glance!

## Welcome

The members of Greater St. Louis Unit 143 welcome you to the Gateway to the West Regional.

## Your Tournament Team



Mike Carmen, Tourn. Chairman & Speakers



Chris Patrias, Head Director

### Awards



Peggy Wald

### Bid Boxes



Jay Shah

### Caddies



George Hawley

### Caddy Master



Kate Vontz

### Daily Bulletin



Jennifer Luner

### Hospitality



Suzi Shymanski  
President &  
Publicity

### Partnerships



Steve Zenk

### Photos & Web Results



Helene Seigfried  
Web  
Bulletin

### Photos



Mary Dolan



Debbie Romero

### Registration



Linda Seibert



Milt Zlatic

## Your Directing Staff




Rick Beye

Larry Brobst

Donna Coker

David Cotterman



Judy Cotterman



Tom Marsh

Photo soon!

Bob Wallace

Say the magic word, *Please!* when you call. Try, "Caddy, please, or "Director, please." ... and, we Thank You!



## New Life Masters...

Let us know the details of what put you over and where you're from! Drop your news in our Inbox.

## Registration

Convention Card Holder

Let us know you're here! The Registration desk opens 45' before each session morning, afternoons, and evenings. It's located in the main hallway. It closes 15 minutes before each event to allow volunteers to get to their tables. When you register, pick up your registration gift of a *convention card holder*.



## Daily Hospitality


### Complimentary Parking & Free Coffee

As part of our daily hospitality, we are pleased to offer you Complimentary Coffee Service will be provided during each session Morning, Afternoon, and Evening session for 1½ hours on a daily basis beginning Monday evening. Freshly Brewed Regular and Decaffeinated Coffee will be provided. Each time you leave the parking lot you will need a ticket to open the gate. Pick up your exit ticket at the Director's table in the Main Playing area.



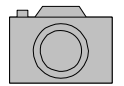
## Partnership Desk

Looking for a Partner? Or Teammates? The Partnership desk opens 45 minutes before each session morning, afternoons, and evenings. It is located in the main hallway. It will close 5 minutes before each event to allow volunteers to get to their tables. The same desk is used for ALL players in any event.



## Convention Card Reminder

Each player is required to have a convention card filled out legibly and on the table throughout a session. Both cards of a partnership must be identical and include the first and last names of each partner.



## Photographer

Attention Winners! Unit 143 photographers will snap pictures of all New Life Masters, I/N winners, and all event winners in the main hallway near the Photography poster for 20' immediately after each session starting Tuesday evening.

## NEW TO USING ELECTRONIC SCORING DEVICES?



Here's Rick Beye explaining how they work. There is one scoring device on each table. After the auction, North enters the contract into a device that looks like an oversized calculator. When play is completed, North enters the result, and then hands the device to one of the opponents to verify that it is accurate. After the opponent OKs the score, it is sent via radio signal to a computer that is compatible with ACBLscore. When the final score of the session is entered, the complete results are available for printout – just as though the data had been entered by hand.



## Zero Tolerance Policy

Be cool! Bridge is fun.

We are committed to improving acceptable player behavior at all times. The ultimate purpose of the Zero-Tolerance policy is to create a much more pleasant atmosphere in our game. We are attempting to eradicate unacceptable behavior in order to make the game of bridge more enjoyable for all. *If* a player at the table behaves in an *unacceptable* manner, the director should be called immediately. Annoying behavior, embarrassing remarks, or any other conduct which might interfere with the enjoyment of the game is specifically prohibited; the director has the authority to assess disciplinary penalties.

# INTERMEDIATE/NOVICE PLAYERS PAGE

## Bridge Tempo Ethics & Etiquettes; Duplicate Customs

by Jeff Tang  
by Karen Walker

In bridge, players are **not** allowed to *vary the tempo* of their bids and plays in an effort to mislead the opponents. Players should try making their bids and plays in an even tempo whenever possible. Of course, there are times when you have to stop and think about what your next action will be. To purposely pause when you have no problem, however, is wrong. This behavior, often referred to as 'coffee-housing', is very much disapproved of in all bridge arenas. It is also considered unethical in many situations to make a very fast bid or play, indicating that you have no problem at all. For instance, your partner opens 1NT, your RHO (right-hand opponent) overcalls 3D (weak), and you take less than a second to pass. Obviously your partner now knows that your hand is broke, and he may be able to use that information to your side's advantage. This is why intentional pauses are used in tournament bridge. After a jump bid is made by a player's RHO, that player is supposed to wait 10 seconds before making a call. (This is why many players use the Stop card in the bid box – it says, 'Please wait 10 seconds before making a call.' More on this later) We are not saying you must adopt this practice in social bridge, but you should be aware of the times when you should play without pausing, and when you should pause before playing.

There is one suit layout that a new player should be very careful with, and that is when he holds a queen in front of an AJ or KJ tenace in dummy. For example:

Dummy	Declarer leads the six toward dummy. Raw novices will take some time to think about playing the queen in this situation. A more experienced novice, on the other hand, might play the two as fast as he can, to pretend he doesn't have any problem. The raw novice is allowed to stop and think about the play if he is genuinely unsure of what to do; the more experienced novice who 'shotguns' the two is being unethical because he is <i>purposely varying his tempo</i> in an attempt to deceive declarer. To repeat, tempo should never be used to try to mislead one's opponents.
KJ543	
Novice	
Q82	

Another suit layout that beginners should watch for is this:

Novice	In this diagram we have swapped the nine and the queen. Again declarer leads the six. An unethical player will purposely pause before playing the two, in an attempt to pretend he has the queen. Be careful if you are a beginner and this situation arises. If it does, you are expected to follow suit smoothly, or in tempo. Even a slight break in tempo in a tournament may cause declarer to start screaming for the bridge cops (the Director). Whether or not you think declarer is overreacting is not the issue. The point is to avoid any chance of a misinterpretation of your intentions.
982	

### Skip Bids

A skip bid occurs when a player makes a bid that skips a level of bidding. Jump overcalls, for instance, are skip bids, as are double raises and splinters. The problem with skip bids, however, is that they can have an adverse effect on the opponents' tempo. For example, imagine an auction that begins:

Partner RHO You  
1H 3S ?

With a bad hand you would be tempted to just pass quickly without a second's thought. If you happen to have a good hand, though, you need some time to think about what to bid. If you finally decide to pass, you will have (unlawfully) shown some values in your hand through the slowness of your pass. Now partner, depending on whether or not you made a slow or fast pass, may decide to take another bid.

This is why, in duplicate bridge, skip bid warnings are often used to tell one's opponents that a skip bid is about to be made. In every bidding box there is a red card that says Stop. To make a skip bid warning:

1. Pull out the Stop card and place it on the table
2. Say "Skip bid"
3. Pull out the desired bid from the bidding box and place it on the table
4. Put the Stop card back in the bidding box

The next player must then wait for **10 seconds** before making his call, even if he has a lousy hand and has nothing to think about. The 10 second wait is supposed to prevent the unlawful conveyance of information by requiring players to make all their bids after the same time delay.

### Some Do's and Don'ts

1. You are not required to use skip bid warnings in duplicate bridge. However, should you decide to adopt the practice, you are supposed to always use warnings when about to make skip bids. In short, use them **always or never**.
2. When your RHO has made a skip bid warning, count ten seconds off in your head, not out loud.
3. Even if your RHO does not make a warning or use the Stop card before a skip bid, it is usually best to wait a few seconds anyway.
4. Not all skip bids were created equal. There are some skip bid auctions where your opponents will not really expect you to wait ten seconds because you will rarely have anything to think about, and there are some skip bid auctions where your opponents really will expect you to wait the full ten seconds. Some examples of auctions where you usually can just pass quickly:

# INTERMEDIATE/NOVICE PLAYERS PAGE

## Bridge Tempo **Ethics & Etiquettes;** Duplicate Customs

by Jeff Tang  
by Karen Walker

LHO Partner RHO You  
1NT Pass 3NT ?

99% of uncontested game auctions end with three passes, so no one expects you to pause here before passing.

LHO Partner RHO You  
1S Pass 2C Pass  
2S Pass 4S ?

Ditto.

Some examples of auctions where you really **are expected to pause**:

LHO Partner RHO You  
Pass Pass 2H! ?

! (whether alerted or not) Weak.

**You are always expected to wait after a preempt.**

LHO Partner RHO You  
1D Db! 3D\* ?

! Takeout. * alerted as Weak
---------------------------------

Similarly, you always **are expected to pause after a weak skip bid by your RHO**.

## Bridge Ethics & Etiquette Summary

- Be polite to your partner and your opponents. Bridge after all is only a game.
- Never vary the tempo of your bids or plays in an attempt to try deceiving the opponents.
- After a jump bid by your RHO, wait at least a few seconds before making a call.
- Don't psych more than once in a blue moon, and then only when partner isn't expecting it.
- False card as much as you want, but never cross the line between what methods of carding you've agreed to use with your partner, and what methods of carding you're regularly using at the table.
- Never accuse anyone of cheating at the table. Any suspicions you might have in a tournament should be brought to the attention of a tournament official -- delicately!
- When in doubt at duplicate bridge, don't hesitate to call the director.

## Duplicate Customs

by Karen Walker

Most duplicate clubs offer a social, friendly atmosphere, but the bridge played there is a competition, so the players follow rules designed to ensure an even playing field. The "coffee housing" that is sometimes accepted in a home game is understandably off-limits at duplicate. Some other customs and matters of "etiquette" you'll want to follow include:

**Keep the play moving.** You're expected to play the boards in a reasonable amount of time -- about 7-8 minutes per hand (sometimes longer in novice games). To give yourself maximum time for the play, try to score quickly and move promptly when a new round is called.

**Limit the "post-mortem" discussions.** Duplicate players enjoy discussing the results after a hand or (better) after the round is over. During the round, they try to keep these conversations short (to save time for playing the remaining boards) and soft. The hand you just finished will be played later at other tables, so it's important that others in the room not overhear anything that might affect their bidding or play of the hand.

**Lead first, write later.** When you're the opening leader, three people at the table are waiting on you to start the play. If you want to write down the contract in your private scorecard, do so after you've made your lead, while dummy is putting his cards down and declarer is planning the play.

**Make your opening lead face-down.** This gives partner a chance to ask questions if he needs information about the opponents' bidding. It also keeps you from leading when it isn't your turn. If it wasn't your lead, someone will tell you and you can replace the unseen card in your hand.

**Stay in your seat if you're dummy.** You're actually a participant, so stay at the table to turn the cards for partner. Don't look in his hand until after the play. If you remain neutral in this way, you're allowed to warn partner if he's revoking or leading from the wrong hand.

# INTERMEDIATE/NOVICE PLAYERS PAGE

## Bridge Tempo **Ethics & Etiquettes;** Duplicate Customs

by Jeff Tang  
by Karen Walker

**Play your cards in tempo.** Try to play in an even tempo, without hesitations that can give away information about your hand. When you play to a trick, place your card on the table in front of you. Don't show your satisfaction (or lack of it) by "snapping" or tossing the card.

**Claim early, claim often.** If you're declarer, don't be afraid to "claim" before all the tricks are played out. Just face your hand and state your line of play -- "I'll pull trumps and run the clubs" or "You get a heart at the end", for example. Claiming saves time and is a courtesy to your opponents, who will appreciate it if you quickly end a routine hand where they have no decisions to make.

**Make your bids in an even tempo (and voice).** Try not to use mannerisms or voice inflections that might convey unauthorized information. Sighs, grimaces, slow passes and loud doubles aren't appropriate. Neither are extra words in your bids -- "I guess I have to pass" or "I'll double you" aren't proper bids.

If you have a tough decision to make during the bidding or play, you're entitled to take extra time to think. Your partner, however, cannot take advantage of the knowledge that you had a problem. He must bid his hand normally, ignoring any information that might be suggested by your pause for thought. In these situations, the partner of the player who hesitated should take care not to make any bid or play that might have been suggested by the pause for thought. In most cases, if your partner thinks for a while and then passes, you should pass, too, unless that would be a totally illogical action with your hand.

For example, suppose you open 3S and your left-hand-opponent bids 4H. Your partner thinks for several seconds, then passes. No matter what action he was considering, you must make your normal bid of Pass. Bidding again after making a preempt would be highly unusual, especially since your partner's hesitation gave you "unauthorized" information that he was considering a bid.

Don't be offended if your opponents call the director after a hesitation, especially if you think a long time and then pass. The director was not called because you violated a rule -- it's a standard practice that protects everyone's rights, yours and theirs. The director will affirm that you were entitled to think and he'll remind your partner that he can't use any inferences suggested by your hesitation. If your partner bids normally, that's the end of it. If the opponents question his action, they may ask the director to adjust the score.

**Make the best use of bidding boxes.** If your club uses bidding boxes, try to decide on your bid before you reach into the box. If you're still thinking when you start touching the bidding cards, you may inadvertently communicate unauthorized information to partner. If, for example, you start to pull the 2S card and then change your mind and pull out the Pass card, that may suggest that you have "almost enough" to bid 2S. This amounts to thinking out loud, and it puts a lot of pressure on partner to ignore it and bid his hand normally.

As you pull cards from the box, look at the top card to be sure it's the bid you want to make. Occasionally, your thumb may slip and you'll pull out a wrong card. If this happens, you're allowed to take it back -- just say "oops" or the equivalent as soon as you see the wrong card and replace it with the correct one. Note that this applies only to mechanical errors, not to mental ones. If you intentionally pull out a bidding card and then change your mind, no matter how quickly, you are not allowed to change your call.

Place your bidding cards on the table in the same way you place your played cards -- overlapping, so everyone can see all the bids you have made in order. Be sure that you don't communicate any extra information by tossing or slapping the cards.

**Be familiar with the Skip-Bid (Stop) warning.** When an opponent makes a preempt or a jump, you may be surprised to hear, "I'm about to make a skip bid, please wait: 3H," or merely, "Skip Bid, 3H". This duplicate novelty is a way of warning the next bidder that a higher-than-expected bid is coming. The warning gives you extra time to plan your action.

With bidding boxes, the red Stop card is used to announce a skip bid. To use it, place the Stop card on the table first, then make your bid. Leave the Stop card there for a few seconds, then remove it and place it back in the bidding box.

After your right-hand opponent makes a Skip Bid, you should study your cards for around 10 seconds (or until he picks up the Stop card), and then make your bid. You aren't required to give the Skip-Bid or Stop warning when you jump, but it's a good idea. By using the warning, you can reduce the chances that your opponent will make a fast pass or slow double that might convey unauthorized information to his partner. However, whether you use the warning or not, the next player to bid should still wait about 10 seconds before he makes his call.

**Use the "Alert" procedure if you play special conventions.** If you and your partner use conventions that are not part of basic Standard American bidding, you must "alert" your opponents to this fact when one of these bids comes up during an auction. To do this, the partner of the person who made the conventional bid says "Alert" as soon as the bid is made. (Bidding boxes have a blue "Alert" flag that you tap at the same time you make the verbal Alert.) This tells the opponents that your partner's bid is artificial or conventional and has a different meaning than they might expect. The next player to bid can then ask you about the meaning of your partner's bid.

You probably won't hear many Alerts in a novice game, and you may not use any bids that require them. Stayman 2C, Weak Two-bids, Unusual Notrumps, Michaels Cuebids and Negative Doubles are so common that they are not Alerts. Some popular bids that require alerts or announcements are:

- Jacoby 2NT (forcing major-suit raise). All of opener's rebids after 2NT are also alertable.
- Jacoby Transfers (after partner opens 1NT). When this bid is made, the partner of the bidder announces its meaning by saying "Transfer" (instead of "Alert").
- 1NT opening bids. Since different pairs play different point ranges for 1NT, the partner of the 1NT opener announces the point range ("15 to 17" or "12 to 14", for example).

## **INTERMEDIATE/NOVICE PLAYERS PAGE**

Bridge Tempo **Ethics & Etiquettes;**  
Duplicate Customs

by Jeff Tang  
by Karen Walker

○ Continued bottom page 10...



# Monday's Results

## MONDAY/TUESDAY REGIONAL SIDE SERIES 1 Pairs Session 1 of 4 Sessions

7 PM

17.0 Tables

	A	B	C		
4.10	1			Stephen Brauss, Saint Louis MO; Sharon Christenson, Edina MN	75.38%
3.08	2			Tom Oppenheimer, Ballwin MO; Becky Hubert, St Louis MO	67.42%
3.03	3	1	1	Linda Evans, Chesterfield MO; Linda Seibert, Olivette MO	61.93%
2.27	4	2		George Jones, Maryland Hgts MO; George Marvin, Maryland Hts MO	60.04%
1.76	5			Mike Albert - Kathleen Owen, Omaha NE	59.85%
1.26	6			Bruce Greenspan - Judy Cardin, Chesterfield MO	56.44%
1.82		3	2	Tommye Fleming - Janell Nunn, Saint Louis MO	54.73%
1.68		4	3	Gary Moll, Saint Louis MO; Mary Ann Shepard, Kirkwood MO	53.79%
0.96		5		Tom Cadwell - Nancy Cadwell, Saint Louis MO	52.46%
1.18		6	4	Jo Chorpeneing, Ellisville MO; Ann Gruver, Ballwin MO	51.52%

## MON/TUE SIDE GAME SERIES MONDAY EVE SESSION

NORTH-SOUTH				SECTION K			EAST-WEST			
A	B	C		A	B	C	A	B	C	
1			Stephen Brauss, Saint Louis MO; Sharon Christenson, Edina MN	75.38%	1					Tom Oppenheimer, Ballwin MO; Becky Hubert, St Louis MO
2			Mike Albert - Kathleen Owen, Omaha NE	59.85%	2	1	1			Linda Evans, Chesterfield MO; Linda Seibert, Olivette MO
3			Bruce Greenspan - Judy Cardin, Chesterfield MO	56.44%	3	2				George Jones, Maryland Hgts MO; George Marvin, Maryland Hts
MO	60.04%									
4			Larry Westholm - Barbara Westholm, Pensacola FL	54.55%	4					John Samsel, Chesterfield MO; Susan Perez, Maryland Hts MO
5	1	1	Gary Moll, Saint Louis MO; Mary Ann Shepard, Kirkwood MO	53.79%	5	3	2			Tommye Fleming - Janell Nunn, Saint Louis MO
6			Britain Beezley - Joe Hill, Oklahoma City OK	53.41%	6	4				Tom Cadwell - Nancy Cadwell, Saint Louis MO
7	2	2	Jo Chorpeneing, Ellisville MO; Ann Gruver, Ballwin MO	51.52%	7/9					Ronda O'Farrell, Sun City Center FL; Karla Hahn, Saint Louis MO
	3		Gilbert Fox, Auburn IN; Lois Define, Saint Charles MO	48.11%	7/9	5				Norman Athy, Saint Louis MO; John Robey, Winchester TN
					7/9					Karen Coe, Ewing IL; Susan Davis, Marion IL

## MONDAY EVENING 199ER PAIR GAME

7 PM

14.5 Tables

	A	B	C		
3.33	1	1		Michael Goldwasser - Timothy Poor, Clayton MO	63.18%
2.50	2			Richard Messinger - Toni Messinger, Alton IL	60.75%
1.88	3	2		Dennis Whitmore - Delaine Boyd, Manchester MO	57.05%
1.40	4			David Dierkes, St Louis MO; William Davis, Chesterfield MO	56.82%
1.05	5			Karen Pahuski, Saint Louis MO; Martha Ludewig, St. Louis MO	56.36%
0.79	6			L Keith Graves - Karen Graves, Saint Charles MO	56.25%
1.41		3		Mark Guignon, St Louis MO; Michael Kelly, Ballwin MO	56.14%
1.05		4		Ann Lemp - Frank Lemp, St Louis MO	54.55%
1.21		5	1	Peter Clive - Diana Clive, St Charles MO	54.50%
0.91		6	2	Larry Labrier, St Louis MO; Kenneth Tacony, Clayton MO	53.64%
0.68			3	Gerald Greiman, St Louis MO; Robert Tucker, Chesterfield MO	52.00%

1<sup>st</sup> in C  
Peter & Diana Clive



## NORTH-SOUTH

## SECTION J

## EAST-WEST

A	B	C		A	B	C		
1	1		Michael Goldwasser - Timothy Poor, Clayton MO	63.18%	1	1	Dennis Whitmore - Delaine Boyd, Manchester MO	
2			Richard Messinger - Toni Messinger, Alton IL	60.75%	2		David Dierkes, St Louis MO; William Davis, Chesterfield MO	
3			Karen Pahuski, Saint Louis MO; Martha Ludewig, St. Louis MO	56.36%	3	2	Mark Guignon, St Louis MO; Michael Kelly, Ballwin MO	
4			L Keith Graves - Karen Graves, Saint Charles MO	56.25%	4		Regina Schlueter - Ken Schlueter, Ferguson MO	
5			Linda Litton, Columbia MO; Judy Zimmermann, Fulton MO	54.75%	5	3	Ann Lemp - Frank Lemp, St Louis MO	
6	2	1	Peter Clive - Diana Clive, St Charles MO	54.50%	6	4	1	Larry Labrier, St Louis MO; Kenneth Tacony, Clayton MO
	3		Linda Langsdorf, St Louis MO; Joyce Lewin, Chesterfield MO	53.00%				
	4	2	Gerald Greiman, St Louis MO; Robert Tucker, Chesterfield MO	52.00%				

## MONDAY KNOCKOUT Teams remaining

7 PM

### MON/TUE KO 1 - BRACKET 1

13 Tables

Michael Pitonak, Valley Park MO; Judy Eaton, Edwardsville IL; Richard Haacke, Olivette MO; Dennis Spencer, Saint Louis MO

vs

Jack Bryant - Milton Zlatic, Saint Louis MO; Jacob Morgan, Madison WI; James Melville, Springfield IL; Rod Beery, St Peters MO

Randy Baker, St Louis MO; En Xie, Saint Louis MO; Rod Van Wyk, Alton IL; Arbha Vongsvivut, Godfrey IL

vs

Ken Gee, Regina SK; Hannah Moon, Prince Albert SK; Robert Porter, Henderson NV; Jan Zadroga, Todz Poland; Kazimierz Omernik, Gdynia Poland

Mark Kessler, Springfield IL; Colby Vernay, Lacon IL; Dick Bruno, des Plaines IL; Robert Gardner, Glenview IL

vs

Cookie Potter, Sunset Beach CA; Kimberly Whipple, Boca Grande FL; Kevin Dwyer, Tampa FL; Danny Molenaar, 2592 Bz Netherlands; Tim Verbeek, 3971Ma Netherlands

Jay Whipple III, Boca Grande FL; Michael Kamil, Holmdel NJ; Ron Smith, Las Vegas NV; Gabrielle Sherman, W Long Branch NJ

vs

Karen Walker - James Ward, Champaign IL; Gary Cohler, Miami FL; Nancy Popkin, Saint Louis MO; Alan Popkin, St Louis MO

Daniel Spangler, Saint Peters MO; David Drennan, Granite City IL; Laura Scholten, Saint Charles MO; Edward Wang, Chesterfield MO

More...

# Monday's Results

## MON/TUE KO 1 - BRACKET 2

14 Tables  
Stephen Zenk - Mark Ludwig, Maryland Hts MO; Judith Inker, Wellesley Hills MA; Ronnie Frank, Saint Louis MO  
vs  
John Weber, Watseka IL; Gunnar Berg, Posen IL; Richard Brummer, Effingham IL; David Stevens, Charleston IL  
Dolores Hill, Chesterfield MO; Ann Ruwitch - Mary Butler, Saint Louis MO; Gayle McLean, St Louis MO  
vs  
Jeff Morasco, Ft Lauderdale FL; Laird Schaub, Rutledge MO; Chris Buck - Leon McCarty, Hurdland MO  
James Nunn, Chesterfield MO; Jane Ettelson - Jerome Shen, Saint Louis MO; Doug O'Leary, St Louis MO  
vs  
Linda Powers - Patricia Shine, Chesterfield MO; Helen Stolar, Saint Louis MO; Gail Hawkins, Ballwin MO  
Phyllis Siegel, Ballwin MO; Jay Shah - Gretchen Smith, St Louis MO; Roseann Stice, Bethalto IL  
vs  
Daniel Spangler, Saint Peters MO; David Drennan, Granite City IL; Laura Scholten, Saint Charles MO; Edward Wang, Chesterfield MO

## MON/TUE KO 1 - BRACKET 3

10 Tables  
Ken Schwartz, St Louis MO; Mark Ziegelman - Jeanne Redington, Saint Louis MO; Sara Fabick, Des Peres MO  
vs  
Tom Engle - Karen Engle, Dardenne Prairi MO; Jack Revare - Judy Revare, Leawood KS  
vs  
Kathy Bost - Sharon Ohsfeldt - Ken Kishishita, Germantown TN; Helen Easley, Memphis TN  
Belle Harris - Marilyn Higgins - Liza Philpy, Midland TX; Leilani Matthews, Odessa TX  
vs  
Kevin Clarkin, Florissant MO; Dennis Abeln, Ballwin MO; Douglas Larson, Saint Louis MO; Stephen Russell, Fenton MO  
vs  
Elizabeth Meter, Wildwood MO; Gene Fluri, Saint Louis MO; Anne Agovino, Chesterfield MO; Susan Kilo, St Louis MO

---

**Continued from Page 8**

## Duplicate Customs

by Karen Walker

- Forcing 1NT response (after partner opens 1H or 1S). This is another "announceable" bid. To let you know he is forced to bid again, opener will simply say "Forcing" when his partner responds 1NT.

The list of alertable bids changes from time to time, and beginners aren't expected to be experts on them. If you're in doubt about whether or how you should alert a bid, just ask the club director or the other players for help. If your opponents use an Alert, you can look at their convention card or ask them what it means. To save time and be courteous, wait until it's your turn to bid before you ask questions.

**Ask questions when it's your turn.** If you want an explanation of an alert or any other call made by your opponents, you're entitled to look at their convention card and ask for more details. To save time and be courteous, do this only at your turn to call. If the explanation doesn't affect your bidding decision, wait until the auction is over to ask questions.

**Rely on the director's help.** Don't be shy about calling the director. The players should never make their own adjustments for revokes, leads out of turn, insufficient bids or any other irregularities. The director is there to do it for you, so call if anything unusual happens.

**Have fun and enjoy the social atmosphere.** Duplicate clubs are social groups, too, so greet your opponents when you arrive at the table and, time permitting, enjoy a conversation. You'll find that duplicate players are intelligent (and often fascinating) people who welcome newcomers. Just by trying duplicate, you have something in common with every person there, so take advantage of the chance to get to know the players and learn from them. Most are happy to answer questions and will be flattered if you ask their advice after a hand.

---

## Bridge Trivia

Which card is known by the name Suicide King?



The King of Hearts is the only king with no mustache, and is also typically shown with a sword behind his head, making him appear to be stabbing himself.

# “Just Tell Me Your Hand...”

A man was kibitzing in a big tourney. Suddenly a player at another table got sick and had to leave. No substitutes was available and the kibitzer was asked if he could play. He sat as South and told his partner, that he didn't know anything about bidding, but his partner said, just tell me your hand.

The bidding went this way:

South	West	North	East
1 C	pass	1 NT	pass
2H	pass	2 NT	pass
3 S	pass	3 NT	pass
S 7D	pass	pass	pass

North

S J

H J x x x

D 6

C AKQ x x x x

West

S K10xxx

H Kxxxxx

D □

C □

East

S Qxx

H A 10

D KJ

C 876

South

S Axx

H Qx

D AQ109875

C J

West lead 2 diamonds to J, Q. South cashed A D and get rid of H in dummy then 10 D get rid of H in dummy; led he J C to a C and play the club from top and make the contract.

West called the director of the tournament to the table, questioning the bidding.

The director asked “What did your bids mean?”

South answered: My partner told me to show my hand, I had 1 club, 2 hearts, 3 spades and 7 diamonds.

## 7 ♦ Bid and Made!

